



# Labour Market Bulletin

Ontario



June 2015

The Quarterly Edition of the Labour Market Bulletin is a look back over the past three months, providing an analysis of quarterly Labour Force Survey results for the province of Ontario, including the regions of Hamilton—Niagara Peninsula, Kingston—Pembroke, Kitchener—Waterloo—Barrie, London, Muskoka—Kawarths, Northeast, Northwest, Ottawa, Stratford—Bruce Peninsula, Toronto and Windsor—Sarnia.

## OVERVIEW

### Labour Force Trends – Ontario employment grew by 25,500 in the second quarter of 2015

- Employment growth was driven by a gain in full-time work (+65,300)
- The quarterly unemployment rate decreased to 6.6%, the lowest since 2008
- The unemployment rate for youth 15 to 24 years old decreased to 14.7%

Ontario employment grew by 25,500 in the second quarter of 2015, following a disappointing first quarter. Gains were marked wholly in full-time employment (+65,300), partially offset by losses in part-time work (-39,800). Full-time work has increased in each of the last three months. The unemployment rate shed 0.3 percentage points to 6.6%; its lowest quarterly reading since 2008. Ontario's youth unemployment rate improved at the same pace as for the population overall between the first and second quarters of 2015. The unemployment rate for youth aged 15–24 decreased 0.3 percentage points to 14.7%.

National employment marked a smaller relative surge in the quarter compared to Ontario, increasing by 36,200. Gains were similarly driven by full-time work (+81,600), while part-time employment fell by 45,400. Compared to a year ago however, relative employment growth was stronger in the country than in Ontario. Employment grew by 169,100 since the second quarter of 2014, entirely in full-time (+210,800).

In the U.S., non-farm payroll employment rose by 599,000 in the second quarter with strong showings in all three months.<sup>1</sup> Despite recent strength in U.S. employment, averaging more than 160,000 in monthly gains

<sup>1</sup> U.S. Bureau of Labour Statistics. Current Employment Statistics Survey: Series CES0000000001. Retrieved from: <http://www.bls.gov/ces/cesbtabs.htm>

since 2010, the U.S. participation rate remains significantly below its pre-2008 level<sup>2</sup> while wage growth has been lacklustre, increasing by only 2% since 2014.<sup>3</sup>

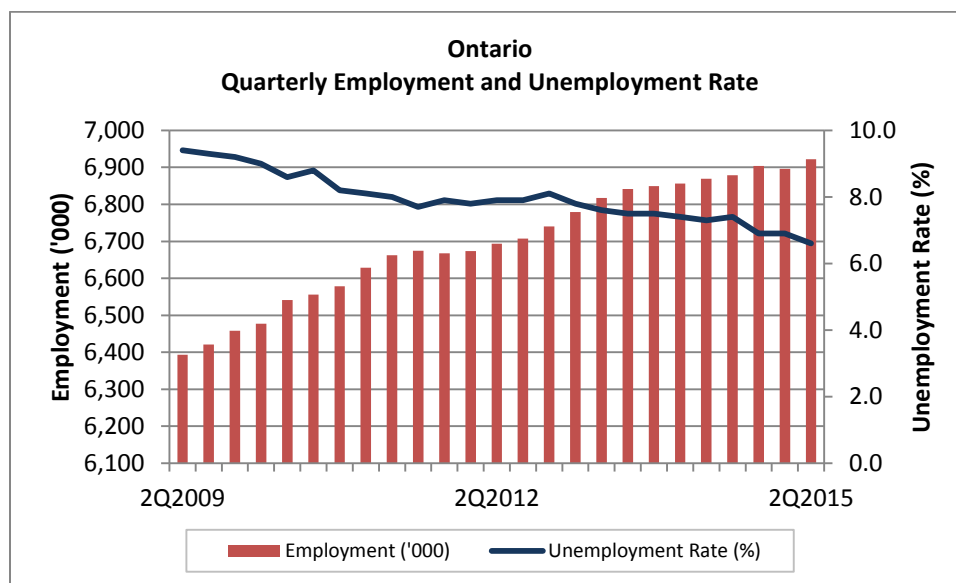
Since the second quarter of 2014, Ontario's employment level increased by 52,200. This was the strongest showing since a year earlier and gains in full-time work (+71,800) more than offset losses in part-time (-19,600). While the unemployment rate fell by 0.7 percentage points to 6.6%, much of this was due to fewer people looking for work. While not as consistently as in the U.S., Ontario's quarterly participation rates have been in decline since 2013.

### Ontario Quarterly Labour Force Statistics

Seasonally Adjusted Quarterly Data	2nd Quarter 2015	1st Quarter 2015	2nd Quarter 2014	Quarterly Variation		Yearly Variation	
				Number	%	Number	%
<b>Population 15 + ('000)</b>	11,366.5	11,338.2	11,254.1	28.3	0.2	112.4	1.0
<b>Labour Force ('000)</b>	7,410.9	7,406.4	7,410.2	4.5	0.1	0.7	0.0
<b>Employment ('000)</b>	6,921.7	6,896.2	6,869.5	25.5	0.4	52.2	0.8
Full-Time ('000)	5,613.8	5,548.5	5,542.0	65.3	1.2	71.8	1.3
Part-Time ('000)	1,307.9	1,347.7	1,327.5	-39.8	-3.0	-19.6	-1.5
<b>Unemployment ('000)</b>	489.1	510.3	540.7	-21.2	-4.2	-51.6	-9.5
<b>Unemployment Rate (%)</b>	6.6	6.9	7.3	-0.3	-	-0.7	-
<b>Participation Rate (%)</b>	65.2	65.3	65.8	-0.1	-	-0.7	-
<b>Employment Rate (%)</b>	60.9	60.8	61.0	0.1	-	-0.1	-

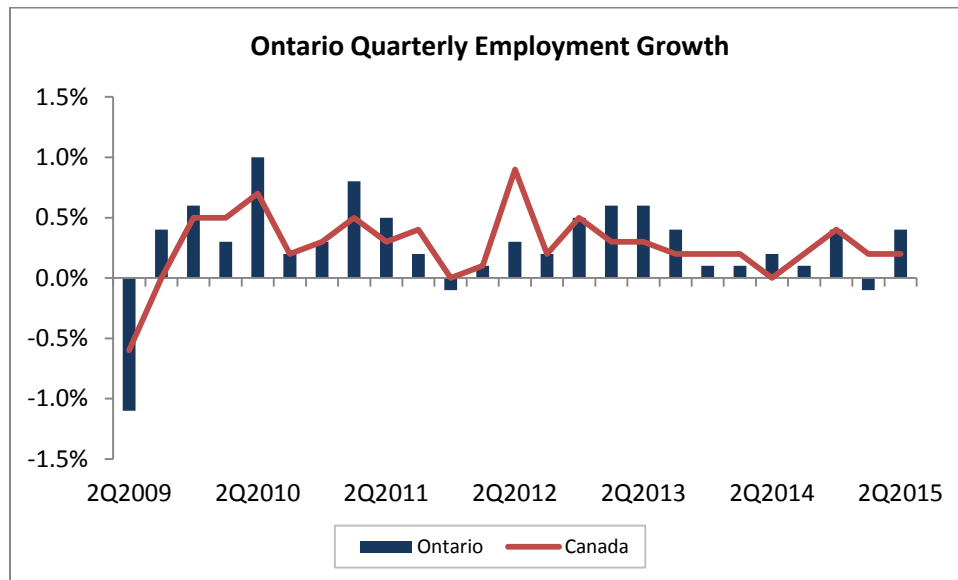
Note: Totals may not add due to rounding

Source: Statistics Canada Labour Force Survey – CANSIM Table 282-0087



<sup>2</sup> U.S. Bureau of Labour Statistics. Current Population Survey: Series LNS11300000; LNS12000000. Retrieved from: <http://www.bls.gov/cps/cpsatabs.htm>

<sup>3</sup> U.S Bureau of Labour Statistics. Current Employment Statistics Survey: Series CES0500000003; CES0500000011. Retrieved from <http://www.bls.gov/ces/cesbtabs.htm>



### Ontario Quarterly Unemployment Rates, by Gender and Age

Seasonally Adjusted Data	2nd Quarter	1st Quarter	2nd Quarter	Quarterly Variation (% points)	Yearly Variation (% points)
	2015 (%)	2015 (%)	2014 (%)		
<b>Total</b>	6.6	6.9	7.3	-0.3	-0.7
<b>25 years and over</b>	5.2	5.4	5.8	-0.2	-0.6
Men - 25 years and over	5.2	5.7	6.0	-0.5	-0.8
Women - 25 years and over	5.1	5.2	5.7	-0.1	-0.6
<b>15 to 24 years</b>	14.7	15.0	15.5	-0.3	-0.8
Men - 15 to 24 years	16.1	16.6	16.3	-0.5	-0.2
Women - 15 to 24 years	13.2	13.3	14.6	-0.1	-1.4

Source: Statistics Canada Labour Force Survey – CANSIM Table 282-0087

## EMPLOYMENT BY INDUSTRY

### Solid employment gains in the provincial goods-producing sector in the second quarter

Employment in the goods-producing sector rebounded in the second quarter of 2015, growing by 12,100 over the previous quarter. The manufacturing and the forestry, fishing, mining, quarrying, oil and gas industries led the way with gains of 7,700 each. Employment in all other industries remained rather flat this quarter except for agriculture, which has lost ground recently (-2,600).

The manufacturing industry shook off a weak start to the year, rallying in the second quarter. Most of the job gains took place in May when employment surged by 15,700. RBC's Canadian Manufacturing Purchasing Managers' Index (PMI) came in at 55.5 for the quarter in Ontario—signaling expansionary business conditions in manufacturing.<sup>4</sup> The index increased each month during the quarter as output growth, new business orders,

<sup>4</sup> Lalonde, E. (2015, July 2). [Summary of RBC Canadian Manufacturing PMI™ regional data](http://www.rbc.com/newsroom/_assets-custom/pdf/20150702-pmi-rgnl.pdf). RBC. Retrieved from: [http://www.rbc.com/newsroom/\\_assets-custom/pdf/20150702-pmi-rgnl.pdf](http://www.rbc.com/newsroom/_assets-custom/pdf/20150702-pmi-rgnl.pdf), Lalonde, E. (2015, July 2). RBC Canadian

and export sales strengthened. The announcement of a few major layoffs over the coming months was balanced by good news from several manufacturers. The industry saw new investments, greater production activity, and new contracts for firms across the province. Contract Pharmaceuticals Limited Canada will invest up to \$9M in its Mississauga plant;<sup>5</sup> Green Terra Homes opened a new plant in Trenton with plans to hire up to 140 workers;<sup>6</sup> and Cimcorp Automation Ltd. in Grimsby secured a \$33.5M international contract.<sup>7</sup>

Employment in the construction industry stayed on par with the previous quarter. However, the announcement of several large-scale construction projects across the province suggests that there is steady work in the pipeline. Work will move forward on the Highway 407 East Phase 2 project in Oshawa at a cost of \$1.2B.<sup>8</sup> Construction on Highway 401 in Cambridge is set to begin at a cost of \$112M.<sup>9</sup> In addition, renovation work has begun at the International Dam in Fort Frances<sup>10</sup> and an investment of over \$285M across the Trent-Severn Waterway in central Ontario is underway.<sup>11</sup> All of these projects will carry over into the coming years, helping support employment in the industry and demand for skilled trades.<sup>12</sup>

Elsewhere in the goods-producing sector, there were a few key events across some of the smaller industries. The Livestock Research and Innovation Centre Dairy Facility opened in Elora at a cost of \$25M supporting research in Ontario's agriculture and agri-food industries.<sup>13</sup> A number of renewable energy projects advanced this quarter in southern Ontario including the opening of the K2 Wind Power Project in Huron County, one of the largest wind projects in Canada.<sup>14</sup>

---

Manufacturing PMI™ rebounds in June. *RBC*. Retrieved from: <http://www.rbc.com/newsroom/news/2015/20150702-pmi.html>

<sup>5</sup> Federal Economic Development Agency for Southern Ontario. (2015, May 29). Harper Government Announces Support for Life Sciences Manufacturer in Mississauga. *Government of Canada*. Retrieved from: <http://news.gc.ca/web/article-en.do?nid=981269>

<sup>6</sup> Kuglin, E. (2015, June 23). Manufacturer to create 140 new jobs. *trentonian.ca*. Retrieved from: <http://www.trentonian.ca/2015/06/22/manufacturer-to-created-140-new-jobs>

<sup>7</sup> Palm, L. (2015, June 24). Cimcorp Secures \$33.5 Million Order from Chinese Tire Manufacturer. *Cimcorp Group*. Retrieved from: [http://www.rmtrobotics.com/media/pdf/Cimcorp\\_Qingdao\\_Sentury\\_Tire\\_2015\\_06\\_24.pdf](http://www.rmtrobotics.com/media/pdf/Cimcorp_Qingdao_Sentury_Tire_2015_06_24.pdf)

<sup>8</sup> Brennan, R. J. (2015, April 07). \$1.2 billion contract awarded to extend Highway 407 in Durham. *Toronto Star*. Retrieved from: <http://www.thestar.com/news/queenspark/2015/04/07/12-billion-contract-awarded-to-extend-407-in-durham.html>

<sup>9</sup> CBC News. (2015, June 22). Ontario to widen Highway 401 between Hespeler Rd., Highway 8. *CBC News*. Retrieved from: <http://www.cbc.ca/news/canada/kitchener-waterloo/ontario-to-widen-highway-401-between-hespeler-rd-highway-8-1.3123253>

<sup>10</sup> Country105. (2015, June 6). Fort Frances Dam Gets Upgrades. *Acadia Broadcasting Ltd*. Retrieved from: <http://country1053.ca/news/388491428/fort-frances-dam-gets-upgrades>

<sup>11</sup> Parks Canada. (2015, June 19). Harper Government announces major new investments on the Trent-Severn Waterway in Ontario. *Parks Canada*. Retrieved from: <http://www.pc.gc.ca/eng/lhn-nhs/on/trentsevern/nea1/nea1u.aspx>

<sup>12</sup> Chiose, S. (2015, April 09). Seeking skilled labour, Ontario boosts apprenticeship training by \$55-million. *Globe and Mail*. Retrieved from: <http://www.theglobeandmail.com/news/national/seeking-skilled-labour-ontario-boosts-apprenticeship-training-by-55-million/article23856220/>

<sup>13</sup> Ontario Newsroom. (2015, May 28). Ontario Invests in New World-Class Dairy Research Facility in Elora. *Government of Ontario*. Retrieved from: <http://news.ontario.ca/omafra/en/2015/05/ontario-invests-in-new-world-class-dairy-research-facility-in-elora.html>

<sup>14</sup> CTV London. (2015, June 08). K2 Wind near Goderich starts operation after lengthy legal battle. *CTV News London*. Retrieved from: <http://london.ctvnews.ca/k2-wind-near-goderich-starts-operation-after-lengthy-legal-battle-1.2412070>

Compared to the second quarter of 2014, employment in the goods-producing sector grew by 24,000. The construction (+21,100) and forestry, fishing, mining, quarrying, oil and gas (+13,600) industries had the largest gains over the year. On the other side of the ledger, agriculture and manufacturing lost ground.

### Employment in Ontario's services-producing sector bounced back in the second quarter

Employment increased in Ontario's services-producing sector by 13,500, after losses in the previous quarter. Employment rose in six industries with finance, insurance, real estate and leasing leading the way. The public administration industry continued to slide with losses of 9,300.

This was another busy quarter for the retail trade industry with closures and openings announced on the heels of one another. Large jobs cuts came from both Best Buy Canada and Blacks Photo Corporation along with news of future layoffs at Sobeys Inc.; taken together these will affect hundreds of workers in Ontario.<sup>15</sup> At the same time, the province continues to attract international retailers and luxury brands such as COS, Loding, and UNO de 50.<sup>16</sup> Retail sales have performed well so far this year growing by 3.4% between April 2014 and April 2015.<sup>17</sup> Sales may further benefit from a boost in tourism with the Toronto 2015 Pan Am / Parapan American Games.

Another industry that saw an active second quarter was information, culture and recreation. The biggest news came from Bell Canada, which plans to invest more than \$1.1B in Toronto and create over 2,000 jobs.<sup>18</sup> Meanwhile, several industry firms in London will expand operations and add to their payroll over the coming year.<sup>19</sup> Mirroring overall shifts in the industry, the Canadian Broadcasting Company will restructure its workforce, shedding jobs as it aims to raise mobile and digital offerings while cutting back in other areas.<sup>20</sup>

<sup>15</sup> Flavelle, D. (2015, April 06). **Future Shop stores re-open under Best Buy name**. *Toronto Star*. Retrieved from: <http://www.thestar.com/business/2015/04/06/future-shop-stores-re-open-under-best-buy-name.html>, Goodyear, S. (2015, June 09). **Black's Photography closing all stores**. *Toronto Sun*. Retrieved from:

<http://www.torontosun.com/2015/06/09/blacks-photography-closing-all-stores>, Flavelle, D. (2015, June 26). **Sobeys job cuts hit Milton**. *Toronto Star*. Retrieved from: <http://www.thestar.com/business/2015/06/26/sobeys-to-cut-1300-jobs-including-in-milton.html>

<sup>16</sup> CBC News. (2015, April 20). **H&M's up-market style shop COS coming to Toronto**. *CBC News*. Retrieved from: <http://www.cbc.ca/news/canada/toronto/h-m-s-up-market-style-shop-cos-coming-to-toronto-1.3040817>, Retail Insider. (2015, June 01). **Upscale French Menswear Brand Loding to Open 3<sup>rd</sup> Toronto Location**. *Retail Insider Media Ltd*. Retrieved from: <http://www.retail-insider.com/retail-insider/2015/5/french-menswear-brand-loding-to-open-3rd-toronto-location>, Retail Insider. (2015, June 04). **UNOde50 to Enter Canadian Market with Multiple Locations**. *Retail Insider Media Ltd*. Retrieved from: <http://www.retail-insider.com/retail-insider/2015/5/unode50>

<sup>17</sup> Statistics Canada. *Table 080-0020 - Retail trade, sales by the North American Industry Classification System (NAICS), monthly (dollars)*, CANSIM (080-0020)

<sup>18</sup> CBC News. (2015, June 25). **Bell promises to bring fastest internet possible to Toronto**. *CBC News*. Retrieved from: <http://www.cbc.ca/news/canada/toronto/bell-promises-to-bring-fastest-internet-possible-to-toronto-1.3127407>

<sup>19</sup> London Community News. (2015, April 30). **Voices.com secures \$2 million in capital investment**. *London Community News*. Retrieved from: <http://www.londoncommunitynews.com/news-story/5595474-voices-com-secures-2-million-in-capital-investment/>, Daniszewski, H. (2015, May 05). **Website developer and website marketer share space, find synergies**. *The London Free Press*. Retrieved from: <http://www.lfpress.com/2015/05/04/website-developer-and-website-marketer-share-space-find-synergies>, Montanini, C. (2015, May 07). **Arcane is adding another unique space to London's digital creative sector downtown**. *thelondoner.ca*. Retrieved from: <http://www.thelondoner.ca/2015/05/07/arcane-is-adding-another-unique-space-to-londons-digital-creative-sector-downtown>

<sup>20</sup> CBC News. (2015, March 26). **CBC sheds more than 140 jobs in local news**. *CBC News*. Retrieved from: <http://www.cbc.ca/news/arts/cbc-sheds-more-than-140-jobs-in-local-news-1.3010204>

Compared to the second quarter of 2014, employment in the services-producing sector grew by 28,300. The finance, insurance, real estate and leasing and the educational services industries posted the largest increases over the year. However, news of multiple school boards across Ontario issuing layoff notices for teachers and support staff to counter falling enrollment and budgetary constraints rang out this quarter.<sup>21</sup> Industries experiencing the biggest losses over the past year were other services and public administration.

### Ontario Quarterly Labour Force Statistics, by Industry

Seasonally Adjusted Data ('000)	2nd Quarter	1st Quarter	2nd Quarter	Quarterly Variation		Yearly Variation	
	2015	2015	2014	Number	%	Number	%
<b>Total employed, all industries</b>	6,921.7	6,896.2	6,869.5	25.5	0.4	52.2	0.8
<b>Goods-producing sector</b>	1,397.4	1,385.3	1,373.4	12.1	0.9	24.0	1.7
Agriculture	76.0	78.6	82.3	-2.6	-3.3	-6.3	-7.7
Forestry, fishing, mining, quarrying, oil and gas	44.8	37.1	31.2	7.7	20.8	13.6	43.6
Utilities	51.5	51.7	51.3	-0.2	-0.4	0.2	0.4
Construction	482.1	482.6	461.0	-0.5	-0.1	21.1	4.6
Manufacturing	743.0	735.3	747.6	7.7	1.0	-4.6	-0.6
<b>Services-producing sector</b>	5,524.3	5,510.8	5,496.0	13.5	0.2	28.3	0.5
Trade	1,055.4	1,050.4	1,050.3	5.0	0.5	5.1	0.5
Transportation and warehousing	318.5	316.1	335.4	2.4	0.8	-16.9	-5.0
Finance, insurance, real estate and leasing	541.2	525.1	505.5	16.1	3.1	35.7	7.1
Professional, scientific and technical services	576.4	569.6	561.4	6.8	1.2	15.0	2.7
Business, building and other support services	335.1	336.8	335.3	-1.7	-0.5	-0.2	-0.1
Educational services	519.1	518.9	491.9	0.2	0.0	27.2	5.5
Health care and social assistance	807.6	811.7	794.2	-4.1	-0.5	13.4	1.7
Information, culture and recreation	309.9	312.1	314.8	-2.2	-0.7	-4.9	-1.6
Accommodation and food services	447.6	445.8	450.4	1.8	0.4	-2.8	-0.6
Other services	269.9	271.7	292.4	-1.8	-0.7	-22.5	-7.7
Public administration	343.4	352.7	364.4	-9.3	-2.6	-21.0	-5.8

Note: Totals may not add due to rounding

Source: Statistics Canada Labour Force Survey – CANSIM Table 282-0088

## REGIONAL ANALYSIS

### Toronto led employment growth in the province

The **Toronto** economic region led the province in employment growth, with a gain of 60,600 (+1.9%) between the second quarters of 2014 and 2015 (on a year-over-year seasonally unadjusted basis). Gains were realized entirely in full-time positions. The unemployment rate declined by 1.0 percentage point to 7.2% this quarter as

<sup>21</sup> CKDR92.7. (2015, June 11). **Declining Funding From Province Resulting In Difficult Decisions For Public School Board**. Acadia Broadcasting Ltd. Retrieved from: <http://www.ckdr.net/news/603061991/declining-funding-province-resulting-difficult-decisions-public-school-board>, Gordon, K. (2015, April 07). **Public board lays off 118 secondary school teachers**. Peterborough Examiner. Retrieved from: <http://www.thepeterboroughexaminer.com/2015/04/07/public-board-lays-off-118-secondary-school-teachers>, Dubinski, K. (2015, April 15). **Amid declining enrolment, London District Catholic school board report recommends various money-saving options, including cuts to managers, librarians, secretaries**. The London Free Press. Retrieved from: <http://www.lfpress.com/2015/04/15/amid-declining-enrolment-london-district-catholic-school-board-report-recommends-various-money-saving-options-including-cuts-to-managers-librarians-secretaries>, Bayshore News Staff. (2015, May 05). **Layoffs at Bluewater Board**. Bayshore Broadcasting Company. Retrieved from: [http://www.bayshorebroadcasting.ca/news\\_item.php?NewsID=74754](http://www.bayshorebroadcasting.ca/news_item.php?NewsID=74754)



less people looked for work, but remained above that of the province. Losses in the local manufacturing industry may have weighed down potential employment growth in the region.<sup>22</sup> Furthermore, business contractions are expected in the industry with more layoff announcements made this quarter. General Motors of Canada Limited (GM) plans to cut approximately 1,000 auto positions from its assembly plant in Oshawa in November 2015 as it shifts production of the Chevrolet Camaro to Michigan.<sup>23</sup> In other transportation equipment manufacturing, Bombardier Inc.'s planned reduction in aircraft production could affect up to 480 employees by 2016.<sup>24</sup> Elsewhere in the region, an impending cut to approximately 110 television operation jobs by Rogers Media Inc., mainly at its Omni multicultural station in Toronto, will negatively affect the information, culture and recreation industry.<sup>25</sup> Nevertheless, there was some positive news this quarter in the Greater Toronto Area. GM will be hiring 100 software and controls engineers at its research and development facility in Oshawa.<sup>26</sup> Meanwhile, resulting from provincially supported investments, St. Helen's Meat Packers Limited in Toronto<sup>27</sup> will expand their operations and add new jobs. Looking ahead, the region will also benefit substantially from the direct and ripple effects of large-scale capital projects announced in the first quarter.

Employment grew in the **Windsor–Sarnia** economic region by 8,500 (+2.9%) in the second quarter compared to last year. The region reported the second highest unemployment rate in the province. However, there was evidence of improvement as the rate fell to 7.9% in 2015 from 8.5% in 2014 even as more people looked for work. In the April to June 2015 period, prominent news came out of the region when global company, CF Industries Holdings, Inc., announced a \$105M expansion of its urea plant at the Courtright Nitrogen Complex in St. Clair Township.<sup>28</sup> Also, with more favourable conditions generally in manufacturing, Peterson Spring Canada Ltd. will be adding a new production line at its engineered metal products plant in Kingsville,<sup>29</sup> while auto parts company, TRW Automotive, will open a second location in Windsor in January 2016, creating 60 jobs.<sup>30</sup> The local retail sector also benefitted from the opening of the Multi Foods Supermarket in Windsor, creating about 50 jobs,<sup>31</sup> and a second Giant Tiger Stores Limited location in Sarnia, adding 40 jobs.<sup>32</sup>

<sup>22</sup> Statistics Canada. *Table 282-0124 – Labour Force Survey estimates, employment by economic region based on 2011 Census boundaries and North American Industry Classification System (NAICS), 3-month moving average, unadjusted for seasonality, monthly (persons x 1,000)*, CANSIM (282 0124) - Manufacturing reported the second highest loss of 13,200 jobs over the period.

<sup>23</sup> Flavelle, D. (April 30, 2015). **Camaro production will leave GM Oshawa in November**. *Toronto Star*. Retrieved from: <http://www.thestar.com/business/2015/04/30/gm-to-cut-oshawa-workforce-by-1000-jobs-this-year.html>

<sup>24</sup> **Bombardier adjusts its global 5000 and global 6000 aircraft production rate**. (May 14, 2015). *Bombardier.com*. Retrieved from: <http://www.bombardier.com/en/media-centre/newsList/details.bombardier-businessaircraft20150514bombardieradjustsitsglobal500.bombardiercom.html>

<sup>25</sup> Lewis, M. (May 7, 2015). **Omni drops multi-language newscasts as impact of streaming services is felt**. *Thestar.com*. Retrieved from: <http://www.thestar.com/business/2015/05/07/omni-drops-multi-language-newscasts-as-impact-of-streaming-services-is-felt.html>

<sup>26</sup> **GM Canada expands Ontario R&D centre to focus on 'connected car'**. (April 28, 2015). *CBC News*. Retrieved from: <http://www.cbc.ca/news/business/gm-canada-expands-ontario-r-d-centre-to-focus-on-connected-car-1.3052025>

<sup>27</sup> Local Food Fund Recipients. (June 3, 2015). *Newsroom Ontario*. Retrieved from: <http://news.ontario.ca/omafra/en/2015/06/local-food-fund-recipients.html>

<sup>28</sup> **CF Industries to Increase Production of Urea-Based Products at Courtright Nitrogen Complex in Ontario**. (June 18, 2015). *BusinessWire*. Retrieved from: <http://www.businesswire.com/news/home/20150618005965/en/#.VYwijU3bleg>

<sup>29</sup> Vlasveld, M. (April 27, 2015). **Kingsville Manufacturing Jobs Added**. *Blackburn News.com*. Retrieved from: <http://blackburnnews.com/windsor/windsor-news/2015/04/27/kingsville-manufacturing-jobs-added/>

<sup>30</sup> Stang, R. (March 2015). **Second TRW plant adding 60 jobs**. *Windsor Business*. Retrieved from: <http://www.windsorbusiness.net/flip-books/2015-03-01/html5/>

<sup>31</sup> Stang, R. (April 2015.) **Long-empty site on Windsor's west side getting a new grocery store**. *Windsor Business*. Retrieved from: <http://www.windsorbusiness.net/flip-books/2015-04-01/html5/>

<sup>32</sup> Carnegie, B. (June 6, 2015). **Giant Tiger Open for Business**. *Blackburn News*. Retrieved from: <http://blackburnnews.com/sarnia/sarnia-news/2015/06/06/giant-tiger-open-for-business/>

Other economic regions reporting employment gains were **Kitchener–Waterloo–Barrie, Hamilton–Niagara Peninsula, London** and **Stratford–Bruce Peninsula**.

### Employment fell across five economic regions

Employment in the **Northeast** economic region declined by 7,200 (-2.8%) in the second quarter of 2015; nearly all attributable to losses in full-time positions. The unemployment rate edged up by 0.5 percentage points to 7.6%. The region's dominant mining sector experienced mixed news in the current quarter. In response to weakness in prices, First Nickel Inc. will cease production at its Lockerby Mine in Sudbury at the end of September, placing the mine in care and maintenance or indefinite closure, which will affect 115 employees.<sup>33</sup> Nickel prices have suffered from weaker demand from China and excess inventories. Although some analysts predict that the price of nickel will start to rise as global stockpiles fall and China produces less nickel pig iron (a low-grade substitute), that may not come until later in 2015.<sup>34</sup> More promisingly, Anconia Resources Corp. began drilling at its Grenfell Property in the Kirkland Lake area<sup>35</sup> and Lake Shore Gold Corp. will spend an additional \$13M to expand exploration at two of their mining facilities in Timmins.<sup>36</sup> On the manufacturing side, the sector received favourable news when Tenaris Algoma Tubes Inc. began the recall of 240 employees in Sault Ste. Marie, or about half the workers laid off last year, in response to an improvement in drilling and other activities in the oil and gas sector.<sup>37</sup> In wood product manufacturing, Rentech, Inc. targets full production at its wood pellets plant in Wawa by mid-2016,<sup>38</sup> benefitting the local forestry sector. However, manufacturing activity overall will be somewhat tempered in the coming months due to the suspension of operations by United Energy Commodities S.A. at its Yukon Refinery in Cobalt<sup>39</sup> and as Bombardier Inc. contemplates ceasing production of the 415 water bomber aircraft at its North Bay plant in December 2015.<sup>40</sup> In other industries positive news came as two contact centres, Sutherland Global Services<sup>41</sup> and Agero, Inc.,<sup>42</sup> ramped up hiring in the quarter to add a total of 400 jobs for the rest of the year. On the infrastructure front, work started on the

<sup>33</sup> Migneault, J. (June 9, 2015). **First Nickel could shutter Lockerby Mine within months**. *Northern Ontario Business*. Retrieved from: <http://www.northernontariobusiness.com/Industry-News/mining/2015/06/First-Nickel-could-shutter-Lockerby-Mine-within-months.aspx>

<sup>34</sup> Mukherji, B. (2015, March 08). **Nickel Prices Look Poised to Rebound**. *The Wall Street Journal*. Retrieved from: <http://www.wsj.com/articles/nickel-prices-look-poised-to-rebound-1425848978>

<sup>35</sup> **Anconia Commences Drilling at Its Grenfell Property, Kirkland Lake Ontario**. (April 8, 2015). *Marketwired*. Retrieved from: <http://www.marketwired.com/press-release/anconia-commences-drilling-at-its-grenfell-property-kirkland-lake-ontario-tsx-venture-ara-2007623.htm>

<sup>36</sup> **Lake Shore Gold expands exploration program**. (May 5, 2015). *Northern Ontario Business*. Retrieved from: <http://www.northernontariobusiness.com/Industry-News/mining/2015/05/Lake-Shore-Gold-expands-exploration-programs.aspx>

<sup>37</sup> Kelly, B. (May 13, 2015). **Workers return to Tenaris**. *Saultstar.com*. Retrieved from: <http://www.saultstar.com/2015/05/13/workers-return-to-tenaris>

<sup>38</sup> McKinnon, M. (May 21, 2015). **Rentech CEO keen about progress at Atikokan, Wawa**. *Atikokan Progress*. Retrieved from: <http://atikokanprogress.ca/2015/05/21/rentech-atikokan-q1-2015/>  
**Supporting Growth in Ontario's Forest Industry Ontario Creating Jobs, Strengthening Northern Economy**. November 12, 2013). *Newsroom Ontario*. Retrieved from: <http://news.ontario.ca/mnr/en/2013/11/supporting-growth-in-ontarios-forest-industry-1.html>

<sup>39</sup> Tollinsky, N. (May 22, 2015). **Cobalt refinery on care and maintenance**. *Sudbury Mining Solutions Journal*. Retrieved from: <http://www.sudburyminingsolutions.com/cobalt-refinery-on-care-and-maintenance.html>

<sup>40</sup> *CTV Northern Ontario*. Retrieved from: <http://northernontario.ctvnews.ca/video?clipId=626253&binId=1.1142313&playlistPageNum=2>

<sup>41</sup> **Sault operation looks to add 250 employees over next 4 months**. (April 17, 2015). *Saultstar.com*. Retrieved from: <http://www.saultstar.com/2015/04/17/sault-operation-looks-to-add-250-employees-over-next-4-months>

<sup>42</sup> **150 jobs opening in the Sault**. (May 7, 2015). *SooToday.com*. Retrieved from: <http://www.sootoday.com/content/news/details.asp?c=91109>



new \$33M Canada Border Services Agency facilities in Sault Ste. Marie by EllisDon Corporation as part of the Canadian Plaza Redevelopment Project.<sup>43</sup>

Employment losses were also reported in the **Ottawa, Kingston-Pembroke, Muskoka-Kawarthas** and **Northwest** economic regions.

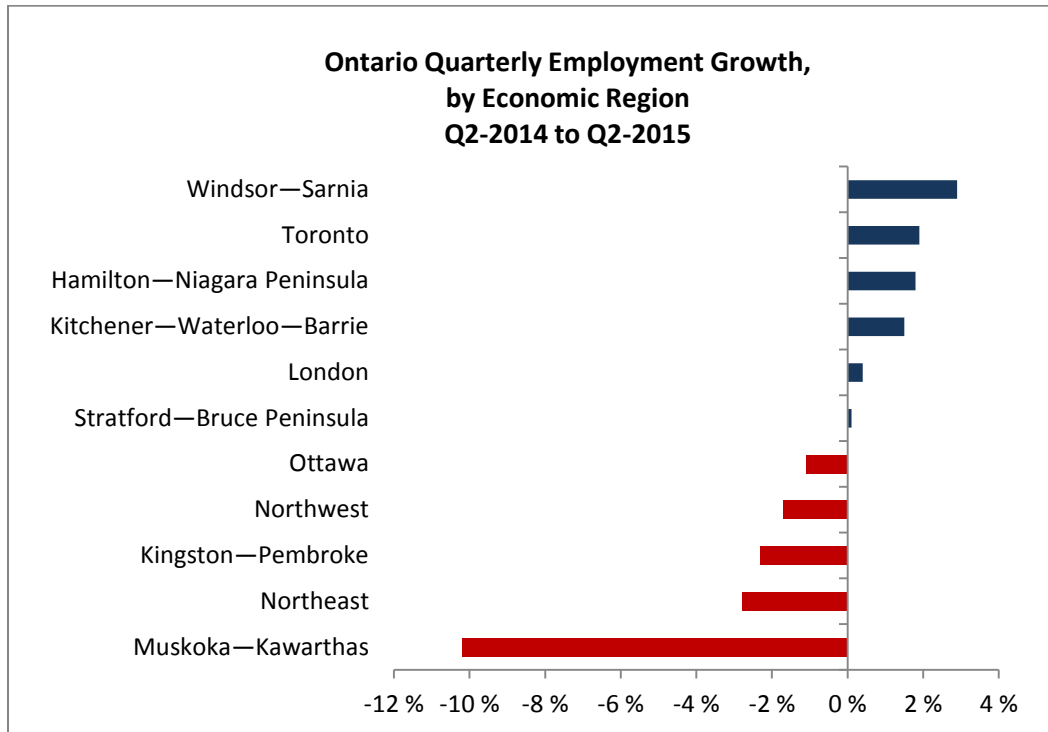
### Ontario Quarterly Labour Force Statistics, by Economic Region

Seasonally Unadjusted Data	Employment			Unemployment Rate		
	2nd Quarter 2015 ( '000)	2nd Quarter 2014 ( '000)	Yearly Variation (%)	2nd Quarter 2015 (%)	2nd Quarter 2014 (%)	Yearly Variation (% points)
<b>Ontario</b>	6,965.8	6,912.9	0.8	6.7	7.5	-0.8
<b>Economic Regions</b>						
Ottawa	692.2	700.1	-1.1	6.5	6.8	-0.3
Kingston—Pembroke	206.3	211.2	-2.3	7.2	9.0	-1.8
Muskoka—Kawarthas	168.7	187.9	-10.2	9.1	6.4	2.7
Toronto	3,323.2	3,262.6	1.9	7.2	8.2	-1.0
Kitchener—Waterloo—Barrie	715.1	704.4	1.5	5.3	6.1	-0.8
Hamilton—Niagara Peninsula	723.7	711.0	1.8	5.6	6.8	-1.2
London	330.7	329.5	0.4	5.0	6.9	-1.9
Windsor—Sarnia	305.7	297.2	2.9	7.9	8.5	-0.6
Stratford—Bruce Peninsula	153.3	153.1	0.1	4.5	4.4	0.1
Northeast	249.9	257.1	-2.8	7.6	7.1	0.5
Northwest	97.1	98.8	-1.7	6.4	5.5	0.9

Note: Totals may not add due to rounding

Source: Statistics Canada Labour Force Survey – CANSIM Table 282-0122

<sup>43</sup> Next phase of the Canadian Plaza Redevelopment Project to begin in June in Sault Ste Marie, Ontario. (May 21, 2015). The Federal Bridge Corporation Limited. Retrieved from: <http://www.pontscanadabridges.ca/en/next-phase-of-the-canadian-plaza-redevelopment-project-to-begin-in-june-in-sault-ste-marie-ontario/>.



**Note:** In preparing this document, the authors have taken care to provide clients with labour market information that is timely and accurate at the time of publication. Since labour market conditions are dynamic, some of the information presented here may have changed since this document was published. Users are encouraged to also refer to other sources for additional information on the local economy and labour market. Information contained in this document does not necessarily reflect official policies of Employment and Social Development Canada.

**Prepared by:** Labour Market Information (LMI) Division, Ontario

**For further information,** please contact the LMI team at: [NC-LMI-IMT-GD@hrsdcc.gc.ca](mailto:NC-LMI-IMT-GD@hrsdcc.gc.ca)

**For information on the Labour Force Survey,** please visit the Statistics Canada Web site at:

<http://www40.statcan.gc.ca/l01/cst01/lfs05d-eng.htm>

© Her Majesty the Queen in Right of Canada as represented by Employment and Social Development Canada, 2015, all rights reserved