



Labour Market Bulletin

Ontario



March 2015

The Quarterly Edition of the Labour Market Bulletin is a look back over the past three months, providing an analysis of quarterly Labour Force Survey results for the province of Ontario, including the regions of Hamilton–Niagara Peninsula, Kingston–Pembroke, Kitchener–Waterloo–Barrie, London, Muskoka–Kawarthas, Northeast, Northwest, Ottawa, Stratford–Bruce Peninsula, Toronto and Windsor–Sarnia.

OVERVIEW

Labour Force Trends – Ontario employment declined by 7,600 in the first quarter of 2015

- Losses in employment were realized in both full-time and part-time work
- The unemployment rate remained steady at 6.9%
- The youth unemployment rate remained virtually unchanged at 15.0%

Ontario started 2015 with a first quarter employment decline of 7,600. Losses were registered in both full-time (-500) and part-time (-7,100) work, and the unemployment rate remained at 6.9% as fewer people looked for work. Despite the low Canadian dollar, the struggles of the province's manufacturing sector continued in the first quarter as business conditions deteriorated. The youth unemployment rate was virtually unchanged, inching down from 15.1% to 15.0% as the youth labour force contracted.

Over the first quarter of 2015, Canada registered an employment increase of 31,300 with gains entirely realized in full-time work (+33,400) and partially offset by a slight decline in part-time work (-2,000). Since the first quarter of 2014, employment increased by 131,900, with growth in both full-time (+113,100) and part-time (+18,800) work.

A weak March closed the first quarter U.S. employment growth at 197,000, down approximately 39.2% from the 324,000 gain posted in the fourth quarter of 2014.¹ The robust U.S. dollar and suppressed oil prices have

¹ Leubsdorf, B. (April 3, 2015). **Slowing Job Growth Tests Economy**. *The Wall Street Journal*. Retrieved from <http://www.wsj.com/articles/jobs-report-u-s-adds-126-000-jobs-1428064391>

cut into business profits and capital spending. A harsh winter also contributed to the downturn, and is estimated to have shaved 0.7 percentage points off of job growth.²

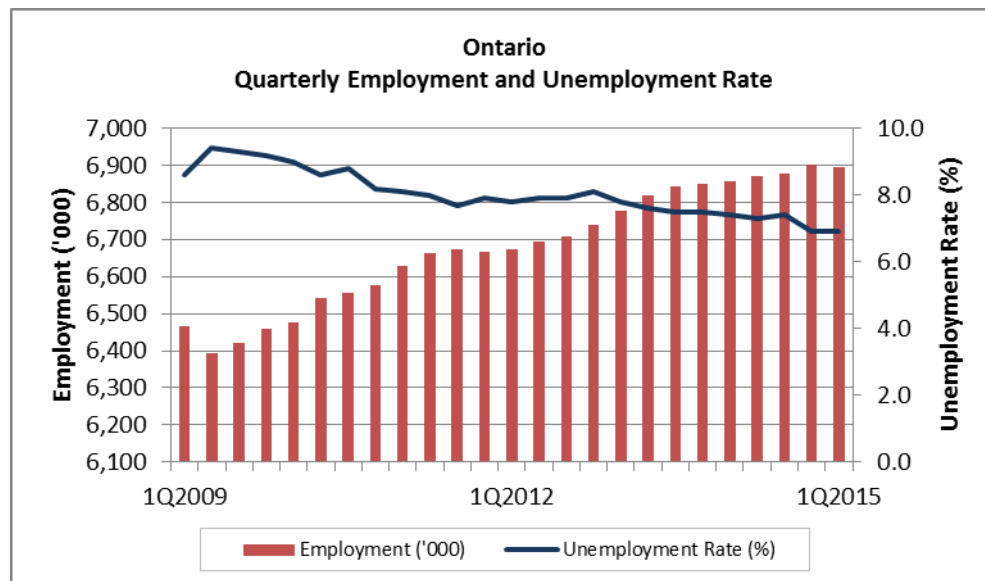
On a year-over-year basis, both full-time (+4,600) and part-time (+35,500) work showed progress in Ontario, resulting in an overall gain of 40,100 in employment. The unemployment rate declined by 0.5 percentage points from 7.4% to 6.9%, as participation in the labour market stalled. More cause for optimism was seen in the youth labour market as unemployment fell and participation increased.

Ontario Quarterly Labour Force Statistics

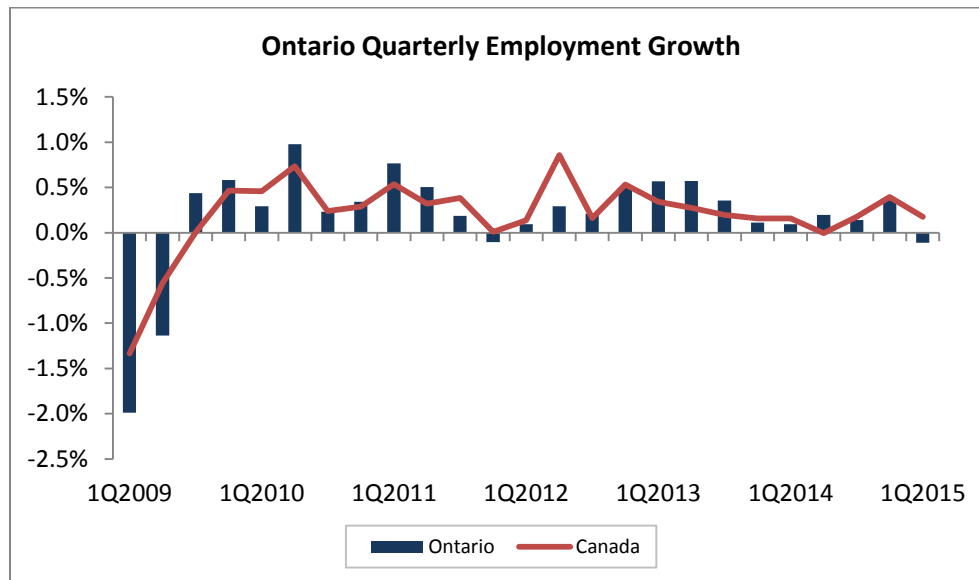
Seasonally Adjusted Quarterly Data	1st Quarter 2015	4th Quarter 2014	1st Quarter 2014	Quarterly Variation		Yearly Variation	
				Number	%	Number	%
Population 15 + ('000)	11,338.2	11,311.9	11,224.4	26.4	0.2	113.9	1.0
Labour Force ('000)	7,406.4	7,419.1	7,405.8	-12.7	-0.2	0.6	0.0
Employment ('000)	6,896.2	6,903.8	6,856.0	-7.6	-0.1	40.1	0.6
Full-Time ('000)	5,548.5	5,549.0	5,543.8	-0.5	0.0	4.6	0.1
Part-Time ('000)	1,347.7	1,354.8	1,312.2	-7.1	-0.5	35.5	2.7
Unemployment ('000)	510.3	515.3	549.8	-5.0	-1.0	-39.5	-7.2
Unemployment Rate (%)	6.9	6.9	7.4	-0.1	-	-0.5	-
Participation Rate (%)	65.3	65.6	66.0	-0.3	-	-0.7	-
Employment Rate (%)	60.8	61.0	61.1	-0.2	-	-0.3	-

Note: Totals may not add due to rounding

Source: Statistics Canada Labour Force Survey – CANSIM Table 282-0087



² Mutikani, L. (April 3, 2015). U.S. job growth brakes sharply, clouds Fed rate hike timing. Reuters. Retrieved from <http://www.reuters.com/article/2015/04/03/us-usa-economy-idUSKBN0MU07X20150403>



Ontario Quarterly Unemployment Rates, by Gender and Age

Seasonally Adjusted Data	1st Quarter	4th Quarter	1st Quarter	Quarterly Variation (% points)	Yearly Variation (% points)
	2015 (%)	2014 (%)	2014 (%)		
Total	6.9	6.9	7.4	-0.1	-0.5
25 years and over	5.4	5.5	6.0	0.0	-0.5
Men - 25 years and over	5.7	5.6	6.2	0.0	-0.6
Women - 25 years and over	5.2	5.3	5.7	-0.1	-0.5
15 to 24 years	15.0	15.1	15.7	-0.1	-0.7
Men - 15 to 24 years	16.6	16.6	16.2	0.0	0.4
Women - 15 to 24 years	13.3	13.6	15.2	-0.2	-1.9

Source: Statistics Canada Labour Force Survey – CANSIM Table 282-0087

EMPLOYMENT BY INDUSTRY

First quarter decline in the goods-producing sector as manufacturing losses offset construction gains

The goods-producing sector showed some weakness in the first quarter of 2015, with the sector registering a decrease of 2,100 in employment. Despite quarterly employment gains in construction (+11,700) and utilities (+1,100), these were more than offset by losses in all other goods-producing industries, notably in manufacturing (-12,000).

The strength in construction this quarter was partly due to various infrastructure repair and maintenance projects.^{3,4} Also, demand for residential developments increased due to lower mortgage rates⁵ and higher new

³ [Ontario Community Infrastructure Fund \(OCIF\) - Approved Projects](http://www.omafra.gov.on.ca/english/rural/infrastructure-broadband/ocif-projects.htm). (February 27, 2015). Ministry of Agriculture, Food and Rural Affairs. Retrieved from: <http://www.omafra.gov.on.ca/english/rural/infrastructure-broadband/ocif-projects.htm>

⁴ Strapagiel, L. (February 17, 2015). [Cold snap inundates Toronto with broken water mains](http://news.nationalpost.com/2015/02/17/cold-snap-inundates-toronto-with-broken-water-mains-burst-pipes-as-frigid-temperatures-continue/). National Post. Retrieved from <http://news.nationalpost.com/2015/02/17/cold-snap-inundates-toronto-with-broken-water-mains-burst-pipes-as-frigid-temperatures-continue/>

home sales.⁶ Despite a frigid February, below average precipitation levels throughout the quarter and average to above-average temperatures in January and March allowed many construction projects to continue uninterrupted, which factored in the positive quarterly employment figure.

The employment loss in manufacturing was the industry's largest quarterly decline since the third quarter of 2013. The RBC Canadian Manufacturing Purchasing Managers' Index (PMI), an indicator of business conditions in Canadian manufacturing, came in at 49.5 for the quarter which is in contraction territory.⁷ Canadian production capacity levels have continued their increasing trend toward pre-recession highs restraining production and employment. Throughout the quarter, companies such as Fiat Chrysler Automobiles,⁸ Linamar Corporation,⁹ and General Motors¹⁰ have continued investing to increase production capacity. The manufacturing industry was expected to receive a boost from U.S. economic strength, however a declining trend in monthly U.S. factory orders could have contributed to the slowdown this past quarter.

Compared to the first quarter of 2014, employment in the goods-producing sector decreased by 3,800, with yearly gains in construction (+23,600) and fishing, forestry, mining, oil and gas (+3,000). All other industries saw annual employment losses led by manufacturing (-23,300).

Services-producing sector employment drops as positive streak ends

Employment fell in the Ontario services-producing sector in the first quarter of 2015 by 5,600, its first quarterly decline since the second quarter of 2009. Losses in many of the industries in this sector, most notably in public administration (-14,000), offset employment gains in the educational services (+15,300) and professional, scientific and technical services (+14,600) industries.

Most of the increase in professional, scientific and technical services industry employment came from the accounting and tax sub-industry as well as the scientific and technical services sub-industry. The first quarter of every year coincides with year-end earnings reporting season for many corporations as well as the beginning of income tax filing season. This explains the increased demand for bookkeepers, auditors and accounting and taxation professionals. The increases in the scientific and technical services sub-industry comes from investments made into various research projects throughout the quarter such as Canadian Nuclear Laboratories' hydrogen-based energy production R&D project¹¹ and Huawei Technologies Co. Ltd.'s R&D

⁵ Marr, G. (January 21, 2015). **With Bank of Canada rate cut, sub-2% mortgages are coming to a bank near you.** *Financial Post*. Retrieved from <http://business.financialpost.com/personal-finance/mortgages-real-estate/with-bank-of-canada-rate-cut-sub-2-mortgages-are-coming-to-a-bank-near-you>

⁶ Hurst, S. (March 18, 2015). **GTA New Home Sales.** *RealNet*. Retrieved from: <http://www.realnet.ca/gta-new-home-sales-ytd-jan-to-feb-2015/>

⁷ Lalonde, E. (April 1, 2015). **RBC Canadian Manufacturing PMI™ Report.** *RBC*. Retrieved from: <http://www.rbc.com/newsroom/reports/rbc-purchasing-managers-index.html>

⁸ **Chrysler expands Windsor plant.** (December 29, 2014). *CBC News*. Retrieved from: <http://www.cbc.ca/news/canada/windsor/chrysler-expands-windsor-plant-preps-for-future-vehicle-1.2885313>

⁹ **Ottawa, Ontario invest \$100M in auto parts maker Linamar.** (January 12, 2015). *CityNews Toronto*. Retrieved from <http://www.citynews.ca/2015/01/12/feds-to-unveil-500m-investment-at-auto-parts-maker-linamar/>

¹⁰ Daniszewski, H. (February 12, 2015). **GM to invest \$560M in Ingersoll Cami Plant.** *LFPpress*. Retrieved from: <http://www.lfpress.com/2015/02/12/general-motors-to-invest-450m-in-ingersoll-cami-plant-to-build-new-weld-shop>

¹¹ Chase, S. (January 8, 2015). **CNL commissions \$55 million lab.** *The Daily Observer*. Retrieved from <http://www.thedailyobserver.ca/2015/01/08/cnl-commissions-55-million-lab>

office.¹² The Ontario-China trade mission secured 11 new science and technology partnerships and agreements, possibly creating up to 80 new jobs in the province.¹³

Year-over-year, the services-producing sector has generated a growth of 43,900 in employment from the first quarter of 2014. The educational services industry (+41,600), the health care and social assistance industry (+27,600), and the trade industry (+16,500) provided the largest employment gains over the year. The transportation and warehousing industry (-24,600), the other services industry (-20,100) and the public administration industry (-13,000) observed the sharpest decreases in yearly employment.

Ontario Quarterly Labour Force Statistics, by Industry

Seasonally Adjusted Data ('000)	1st Quarter 2015	4th Quarter 2014	1st Quarter 2014	Quarterly Variation		Yearly Variation	
				Number	%	Number	%
Total employed, all industries	6,896.2	6,903.8	6,856.0	-7.6	-0.1	40.1	0.6
Goods-producing sector	1,385.3	1,387.5	1,389.2	-2.1	-0.2	-3.8	-0.3
Agriculture	78.6	81.3	84.8	-2.7	-3.4	-6.2	-7.3
Forestry, fishing, mining, quarrying, oil and gas	37.1	37.3	34.1	-0.2	-0.4	3.0	8.9
Utilities	51.7	50.6	52.6	1.1	2.2	-0.9	-1.8
Construction	482.6	471.0	459.1	11.7	2.5	23.6	5.1
Manufacturing	735.3	747.3	758.6	-12.0	-1.6	-23.3	-3.1
Services-producing sector	5,510.8	5,516.3	5,466.8	-5.6	-0.1	43.9	0.8
Trade	1,050.4	1,052.5	1,033.9	-2.1	-0.2	16.5	1.6
Transportation and warehousing	316.1	316.8	340.7	-0.7	-0.2	-24.6	-7.2
Finance, insurance, real estate and leasing	525.1	523.6	513.9	1.4	0.3	11.2	2.2
Professional, scientific and technical services	569.6	555.0	555.6	14.6	2.6	14.1	2.5
Business, building and other support services	336.8	340.2	332.7	-3.4	-1.0	4.0	1.2
Educational services	518.9	503.6	477.3	15.3	3.0	41.6	8.7
Health care and social assistance	811.7	811.1	784.1	0.6	0.1	27.6	3.5
Information, culture and recreation	312.1	320.6	320.5	-8.5	-2.7	-8.5	-2.6
Accommodation and food services	445.8	451.8	450.4	-5.9	-1.3	-4.6	-1.0
Other services	271.7	274.4	291.8	-2.7	-1.0	-20.1	-6.9
Public administration	352.7	366.8	365.7	-14.0	-3.8	-13.0	-3.6

Note: Totals may not add due to rounding

Source: Statistics Canada Labour Force Survey – CANSIM Table 282-0088

¹² Pender, T. (January 28, 2015). [Huawei looking at opening office in Waterloo Region](http://www.therecord.com/news-story/5290739-huawei-looking-at-opening-office-in-waterloo-region). *The Record*. Retrieved from <http://www.therecord.com/news-story/5290739-huawei-looking-at-opening-office-in-waterloo-region>

¹³ LeBlanc, B. (January 8, 2015). [New China Mission Agreements Bring Investment and Partnerships to Ontario](http://news.ontario.ca/mci/en/2015/01/new-china-mission-agreements-bring-investment-and-partnerships-to-ontario.html). *Ontario.ca Newsroom*. Retrieved from <http://news.ontario.ca/mci/en/2015/01/new-china-mission-agreements-bring-investment-and-partnerships-to-ontario.html>

REGIONAL ANALYSIS

Kitchener–Waterloo–Barrie recorded the largest employment gain in the first quarter

Employment grew in the **Kitchener–Waterloo–Barrie** economic region by 18,100 (+2.7%) between the first quarters of 2014 and 2015 (measured on a year-over-year, seasonally unadjusted basis). During the same time frame, the unemployment rate fell from 6.2% to 5.7%. There were a number of positive announcements over the quarter, with Linamar Corporation in Guelph¹⁴ and Wolf Steel Ltd.¹⁵ in Barrie announcing the expansion of their production capacity, which will create new jobs. The construction of new facilities for armoured vehicle manufacturer Streit Manufacturing Inc. in Barrie¹⁶ and aerospace manufacturer Heroux-Devtek Inc. in Cambridge,¹⁷ are expected to create 40 new jobs each. Food safety services company NSF Canada–Guelph Food Technology Centre will double its staff to about 85 employees following the construction of a new 25,000 sq.ft. building in Guelph.¹⁸ Toyota Boshoku Canada, Inc. in Elmira,¹⁹ Howa Textile Industry Co., Ltd. in Alliston,²⁰ and DC Foods Inc. in Waterloo²¹ all received funding from the Government of Ontario, which will allow them to add new employees to payroll over the upcoming year. However, General Mills announced the closure of its Midland food manufacturing plant in mid-2016, affecting approximately 100 employees.²²

Employment in the **Muskoka–Kawarthas** economic region increased by 15,300 between the first quarters of 2014 and 2015. The unemployment rate rose to 8.6% from 8.0% over the past year as more people looked for work. Announcements in late 2014 and early 2015 for several infrastructure^{23,24,25} and commercial projects^{26,27} likely contributed to the employment gains in this economic region.

¹⁴ Toronto Staff. (January 12, 2015.) **Ottawa, Ontario invest \$100M at Guelph-based auto parts maker Linamar.** *CityNews Toronto*. Retrieved from <http://www.citynews.ca/2015/01/12/feds-to-unveil-500m-investment-at-auto-parts-maker-linamar/>

¹⁵ **Harper Government helping to create jobs in Barrie.** (January 13, 2015). *Government of Canada*. Retrieved from <http://news.gc.ca/web/article-en.do?mthd=advSrch&ctr.mnthndVI=&ctr.mnthStrtVI=&ctr.page=1&nid=919569&ctr.yrndVI=&ctr.kw=wolf+steel&ctr.yrStrtVI=&ctr.dyStrtVI=&ctr.dyndVI=>

¹⁶ McInroy, I. (January 28, 2015). **Streit Manufacturing – which produces armoured vehicles – to construct new facility in Barrie's south end.** *Barrie Examiner*. Retrieved from <http://www.thebarrieexaminer.com/2015/01/28/streit-manufacturing--which-produces-armoured-vehicles--to-construct-new-facility-in-barries-south-end>

¹⁷ **Ontario gets aerospace manufacturing facility.** (February 26, 2015). *London Community News*. Retrieved from <http://www.londoncommunitynews.com/news-story/5449771-ontario-gets-aerospace-manufacturing-facility/>

¹⁸ **Area food industry sees boost with new building.** (February 24, 2015). *Guelph Tribune*. Retrieved from <http://www.guelphtribune.ca/news/area-food-industry-sees-boost-with-new-building/>

¹⁹ **Ontario partnering with Toyota Boshoku to create 73 new jobs in Elmira.** (March 2, 2015). *Government of Ontario*. Retrieved from <http://www.news.ontario.ca/medt/en/2015/03/ontario-partnering-with-toyota-boshoku-to-create-73-new-jobs-in-elmira.html>

²⁰ **Ontario bolsters auto supply chain with 40 new jobs in Alliston.** (March 4, 2015). *Government of Ontario*. Retrieved from <http://news.ontario.ca/medt/en/2015/03/ontario-bolsters-auto-supply-chain-with-40-new-jobs-in-alliston.html>

²¹ **Ontario helping to create 50 new jobs in Waterloo Region.** (March 19, 2015). *Government of Ontario*. Retrieved from <http://news.ontario.ca/medt/en/2015/03/ontario-helping-to-create-50-new-jobs-in-waterloo-region.html>

²² Dunning, J. (January 8, 2015). **General Mills announces Midland factory to close in 2016.** *Cambridge Times*. Retrieved from <http://www.cambridgetimes.ca/news-story/5248158-general-mills-announces-midland-factory-to-close-in-2016/>

²³ **New Port Hope police station to cost \$3.1 million.** (October 3, 2014). *Northumberland News*. Retrieved from <http://www.northumberlandnews.com/news-story/4886207-new-port-hope-police-station-to-cost-3-1-million/>

The **Stratford–Bruce Peninsula** economic region recorded employment growth of 8,100 (+5.6%) over the past year. Announcements in the first quarter of 2015 included the opening of Boston Pizza in Port Elgin²⁸ and Sobeys Inc. in Stratford,²⁹ as well as several infrastructure projects.^{30,31} Giant Tiger Stores Limited in Hanover³² and Talisman Mountain Springs Inn in Kincardine³³ are also expected to open later this year.

Employment gains were also realized in the **Windsor–Sarnia** and **London** economic regions.

Employment decreased in six economic regions this quarter

Employment continued a downward trend in the **Toronto** economic region in the first quarter of 2015, declining by 6,200. The closure of Target's head office in Mississauga³⁴ and layoffs at Tim Horton's head office in Oakville³⁵ likely impacted the employment numbers. Mexx³⁶ and Sony³⁷ also announced closures of their retail operations in Canada. Other major layoff announcements from well-known companies which will affect many workers over the coming year in Toronto include CIBC,³⁸ Jones New York,³⁹ Sun Media,⁴⁰ and Everest

²⁴ Riley, M. (October 30, 2014). Northwest Trunk river crossing gets underway in Lindsay. *Kawartha Lakes This Week*. Retrieved from <http://www.mykawartha.com/news-story/4950925-northwest-trunk-river-crossing-gets-underway-in-lindsay/>

²⁵ Local News: Highway Construction Begins in Northumberland. (March 23, 2015). *Northumberland View*. Retrieved from <http://www.northumberlandview.ca/index.php?module=news&type=user&func=display&sid=33532>

²⁶ Frank, S. (October 7, 2014). New gas station coming to Norwood. *MyKawartha.com*. Retrieved from <http://www.mykawartha.com/news-story/4902034-new-gas-station-coming-to-norwood/>

²⁷ Ingram, C. (October 7, 2014). Highway 35 strip mall to be completed next year. *The Minden Times*. Retrieved from <http://mindentimes.ca/?p=5267>

²⁸ Bennett, C. (December 29, 2014). Boston Pizza open for business in Port Elgin. *Shoreline Beacon*. Retrieved from <http://www.shorelinebeacon.com/2014/12/29/boston-pizza-now-open-in-port-elgin>

²⁹ Cook, M. (January 14, 2015). Sobeys expected to hire close to 80 workers. *SouthWesternOntario.ca*. Retrieved from <http://www.southwesternontario.ca/community/sobeys-expected-to-hire-close-to-80-workers/>

³⁰ Beitz, M. (January 27, 2015). City fast tracks Mornington Street bridge project. *Stratford Beacon Herald*. Retrieved from <http://www.stratfordbeaconherald.com/2015/01/27/stratford-fast-tracks-mornington-street-bridge-project>

³¹ Villeneuve, M. (February 10, 2015). EC King gets 8th Street contract. *Bayshore Broadcasting*. Retrieved from http://www.bayshorebroadcasting.ca/news_item.php?NewsID=72677

³² Thompson, M. (February 28, 2015). Giant Tiger location to open in Hanover. *Blackburn News*. Retrieved from <http://blackburnnews.com/midwestern-ontario/midwestern-ontario-news/2015/02/28/giant-tiger-location-to-open-in-hanover/>

³³ Bernard, K. (February 22, 2015). Ski resort under construction. *Bayshore Broadcasting*. Retrieved from http://www.bayshorebroadcasting.ca/news_item.php?NewsID=73003

³⁴ Target Corporation Announces Plans to Discontinue Canadian Operations (January 15, 2015). *Target Pressroom*. Retrieved from <http://pressroom.target.com/news/target-corporation-announces-plans-to-discontinue-canadian-operations>

³⁵ Friend, David. Tim Hortons cuts 350 staff at its headquarters and regional offices. (January 29, 2015). Retrieved from <http://www.canadianbusiness.com/business-news/newsalert-tim-hortons-cut-350-people-in-layoffs-this-week-company-says/>

³⁶ The Canadian Press. Mexx Canada to liquidate stores before closing by end of February (January 14, 2015). <http://www.cbc.ca/news/business/mexx-canada-to-liquidate-stores-before-closing-by-end-of-february-1.2900539>

³⁷ Marlow, Ian. Sony to close all Canadian retail locations in next two months (January 15, 2015). *The Globe and Mail*. Retrieved from <http://www.theglobeandmail.com/report-on-business/international-business/asian-pacific-business/sony-to-close-all-canadian-retail-locations-in-next-two-months/article22464241/>

³⁸ CIBC announced job cuts in wake of slower profit growth. (January 29, 2015). *The Globe and Mail*. Retrieved from <http://www.theglobeandmail.com/report-on-business/cibc-announces-job-cuts-in-wake-of-slower-profit-growth/article22713268/>

College.⁴¹ However, there were some positive developments, with the expectation that Annex Media & Printing Inc. will add 230 new employees to the company's payroll.⁴² Also mitigating the effect of the closures on employment numbers was some positive news from Ford Motor Company of Canada, who announced plans to produce the new Ford Edge crossover SUV at the Oakville assembly plant⁴³ and the GT 'supercar' in Multimatic Inc., an auto component manufacturer in Markham.⁴⁴ Plenary Infrastructure ERMF⁴⁵ and Plenary Health⁴⁶ were also awarded two big infrastructure projects in Whitby and Milton; the two projects are expected to add a combined 1,500 employees.

Employment also declined in the **Ottawa, Hamilton–Niagara Peninsula, Northwest, Kingston–Pembroke, and Northeast** economic regions.

Ontario Quarterly Labour Force Statistics, by Economic Region

Seasonally Unadjusted Data	Employment			Unemployment Rate		
	1st Quarter 2015 ('000)	1st Quarter 2014 ('000)	Yearly Variation (%)	1st Quarter 2015 (%)	1st Quarter 2014 (%)	Yearly Variation (% points)
Ontario	6,783.7	6,751.3	0.5	7.1	7.6	-0.5
Economic Regions						
Ottawa	680.3	685.1	-0.7	7.1	6.8	0.3
Kingston–Pembroke	199.6	199.8	-0.1	8.6	10.6	-2.0
Muskoka–Kawarthas	187.0	171.7	8.9	8.6	8.0	0.6
Toronto	3,212.2	3,218.4	-0.2	7.1	7.9	-0.8
Kitchener–Waterloo–Barrie	698.3	680.2	2.7	5.7	6.2	-0.5
Hamilton–Niagara Peninsula	695.0	698.1	-0.4	6.3	7.2	-0.9
London	317.6	317.4	0.1	6.6	7.6	-1.0
Windsor–Sarnia	298.6	291.9	2.3	9.4	8.1	1.3
Stratford–Bruce Peninsula	152.2	144.1	5.6	5.9	6.4	-0.5
Northeast	247.1	247.3	-0.1	8.1	8.1	0.0
Northwest	95.8	97.3	-1.5	5.8	6.8	-1.0

Note: Totals may not add due to rounding

Source: Statistics Canada Labour Force Survey – CANSIM Table 282-0122

³⁹ Jones New York to close its 36 Canadian stores. (January 29, 2015). *CBC News*. Retrieved from <http://www.cbc.ca/news/business/jones-new-york-to-close-its-36-canadian-stores-1.2936686>

⁴⁰ Sun News Network to go off air Friday morning. (February 12, 2015). *The Toronto Star*. Retrieved from <http://www.thestar.com/news/gta/2015/02/12/sun-news-network-to-go-off-air-friday-morning-reports.html>

⁴¹ Walker, M. (February 19, 2015). Everest College closes amid financial concerns. *CTV News*. Retrieved from <http://barrie.ctvnews.ca/everest-college-closes-amid-financial-concerns-1.2243999>

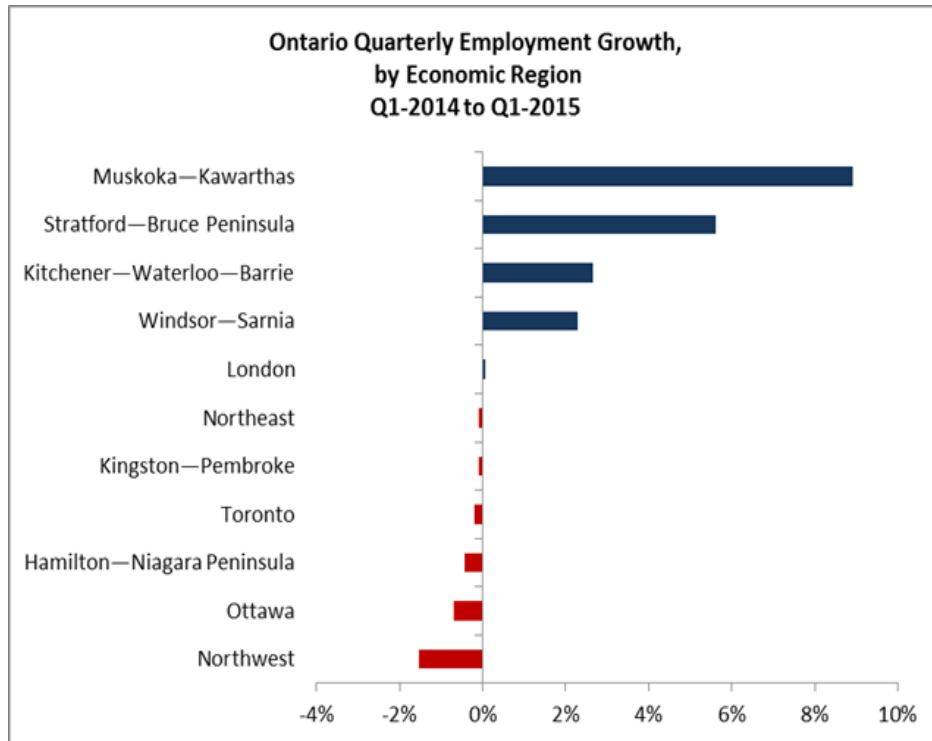
⁴² Sonnenberg, M. Simcoe publishing firm acquires 20 new trade journals (January 27, 2015). *Simcoe Reformer*. Retrieved from <http://www.simcoereformer.ca/2015/01/27/simcoe-publishing-firm-acquires-20-new-trade-journals>

⁴³ Ford adding 400 jobs at Oakville to produce new Edge crossover SUV. (February 6, 2015). *The Toronto Star*. Retrieved from <http://www.thestar.com/business/2015/02/26/ford-adding-700-jobs-at-oakville-to-produce-new-edge-crossover-suv.html>

⁴⁴ Flavelle, D. (February 12, 2015). Ford to make next-gen 'supercar' at Markham firm, new jobs likely. *The Toronto Star*. Retrieved from <http://www.thestar.com/business/2015/02/12/ford-to-make-next-gen-supercar-at-markham-firm.html>

⁴⁵ Contract Awarded for East Rail Maintenance Facility. (March 27, 2015). *CNW*. Retrieved from <http://www.newswire.ca/en/story/1509211/contract-awarded-for-east-rail-maintenance-facility?relation=org>

⁴⁶ Contract awarded for Milton District Hospital expansion project. (March 30, 2015). *Infrastructure Ontario*. Retrieved from <http://www.infrastructureontario.ca/WorkArea/DownloadAsset.aspx?id=2147492682>



Note: In preparing this document, the authors have taken care to provide clients with labour market information that is timely and accurate at the time of publication. Since labour market conditions are dynamic, some of the information presented here may have changed since this document was published. Users are encouraged to also refer to other sources for additional information on the local economy and labour market. Information contained in this document does not necessarily reflect official policies of Employment and Social Development Canada.

Prepared by: Labour Market Information (LMI) Division, Ontario

For further information, please contact the LMI team at: NC-LMI-IMT-GD@hrsdcc.gc.ca

For information on the Labour Force Survey, please visit the Statistics Canada Web site at:

<http://www40.statcan.gc.ca/l01/cst01/lfss05d-eng.htm>

© Her Majesty the Queen in Right of Canada as represented by Employment and Social Development Canada, 2015, all rights reserved